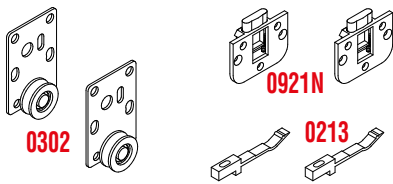




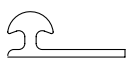
KIT 0921-302 NN - MAX 30 KG

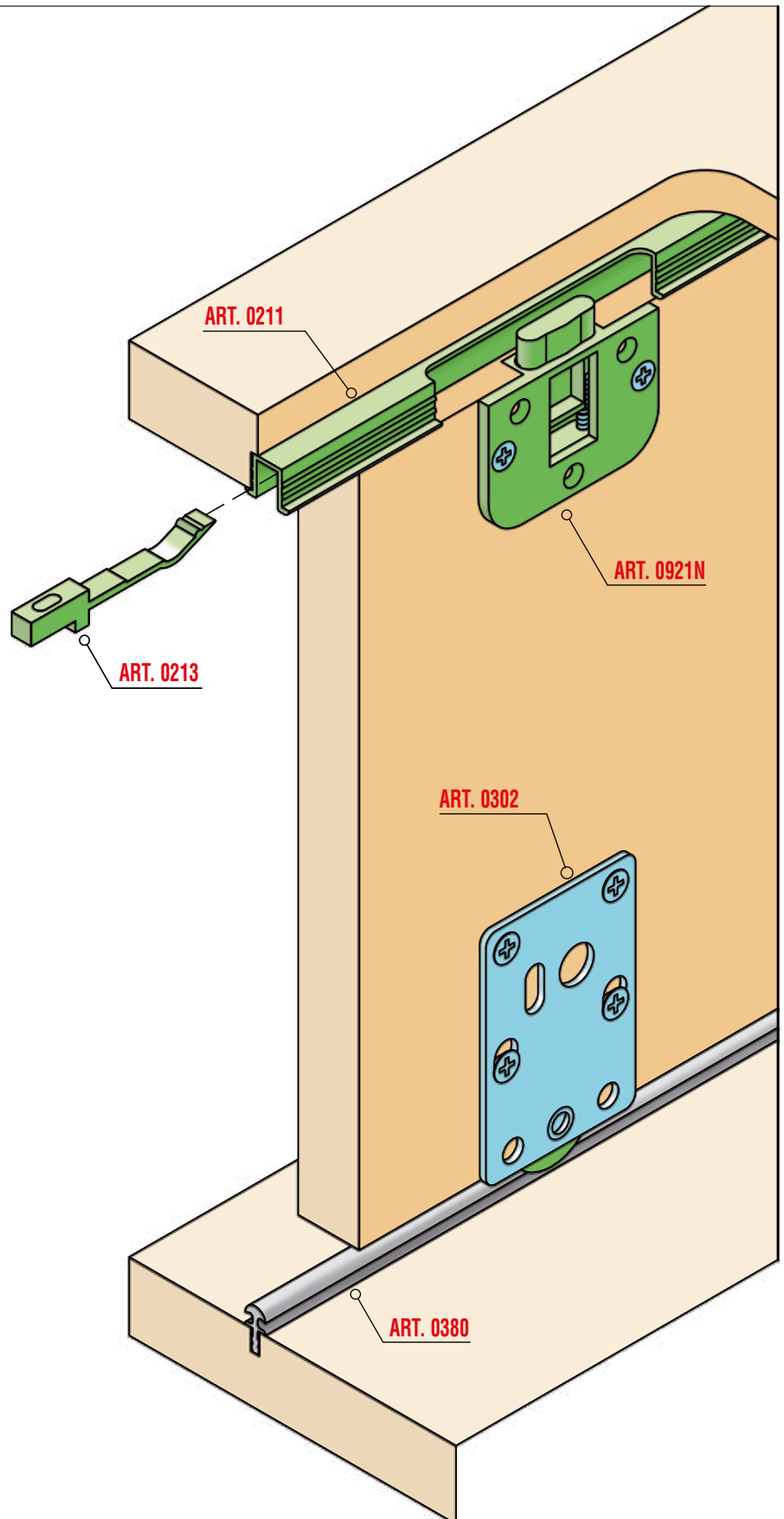


Legenda KIT / Kit Legend

0302	Carrello inferiore senza eccentrico di regolazione <i>Lower truck without adjusting eccentric</i>
0213	Fermo superiore per profilo Art. 0211 <i>Upper stopper for profile Art. 0211</i>
0921N	Catenacciolo superiore <i>Upper security chain</i>

Legenda altri componenti Legend other items

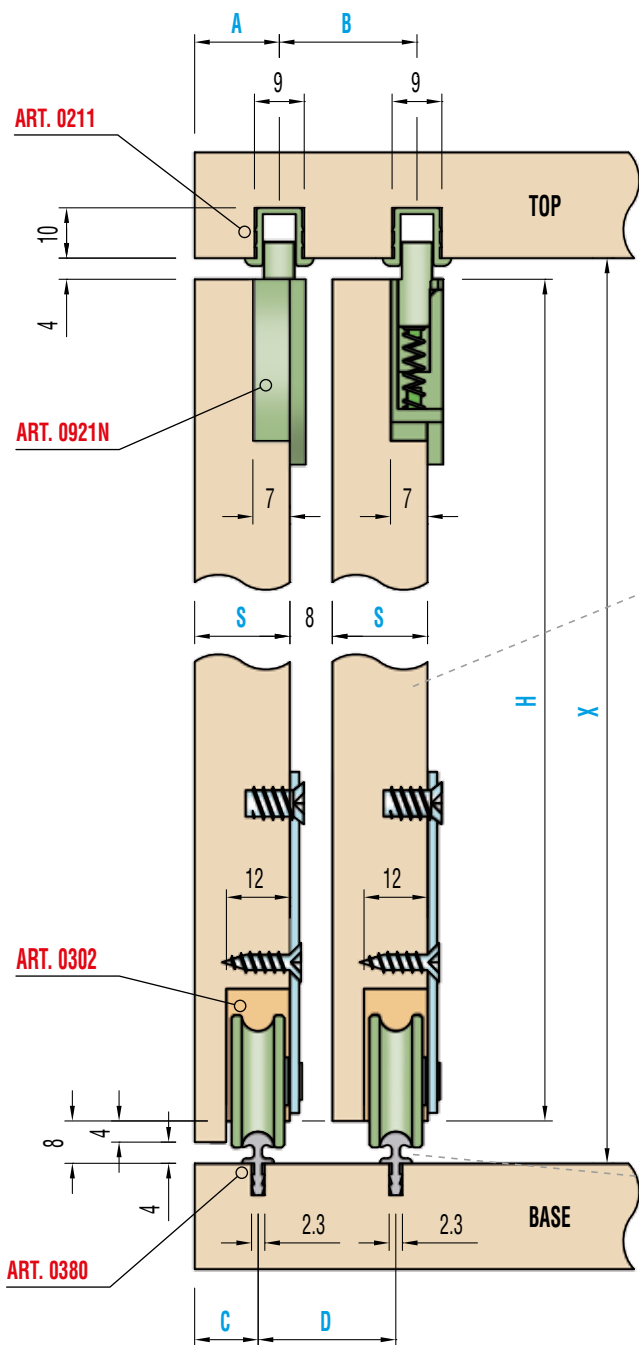
0211		Profilo plastica superiore <i>Upper plastic profile</i>
0380		Profilo alluminio inferiore <i>Lower aluminium profile</i>
0300		Profilo alluminio inferiore <i>Lower aluminium profile</i>





Sistemi scorrevoli per mobili / Sliding systems for furniture

Sezione verticale / Vertical section

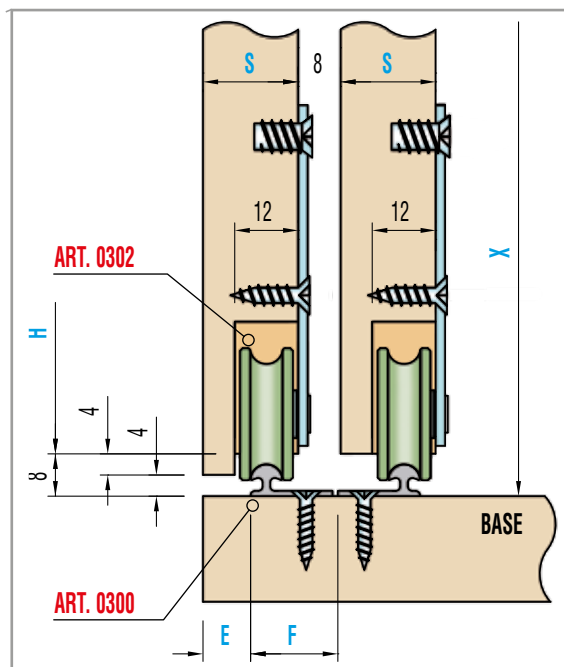


Peso massimo anta Kg. 30
Maximum door weight Kg 30

A =	S* -2
B =	S* +8
C =	S* -6
D =	S* +8
H =	X -12

S* (spessore / thickness)
min.16

Variante Special version



E =	S* -9,0
F =	S* -1,5
H =	X -12

Schema Foratura ante / Doors drilling

